ELEVATIE / ELEVATION A–A
Sc. 1:100

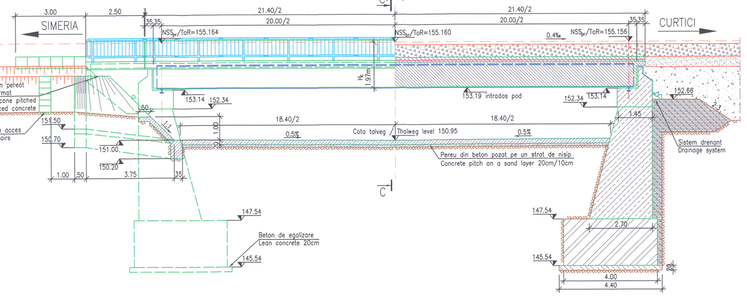

SECTIUNE/SECTION B–B
Sc. 1:100

FISA FORAJULUI
SHEET OF DRILLING
km pr. 542+763

Sol vegetal/Vegetal soil	151.56 / 151.16
Praf argilos, cafeniu, cu intercalații cenușii, plastic consistent cu plasticitate foarte mare, granulozitate neuniformă Stiff plastic clayey silt with very high plasticity, brown, with rusty intercalations, granulosity uneven	149.36
Praf argilos, cenușiu, plastic consistent cu plasticitate mare, granulozitate uniformă Firm plastic clayey silt with high plasticity, grey, granulosity uniform	148.06
Gresie cenușie, alterată cu inserții de nisip cimentat, cafeniu-galbui Sandstone, grey, alter, with cemented sand insertion, brown-yellow	146.06
	144.06

VEDERE PLANA / PLAN VIEW
Sc. 1:200

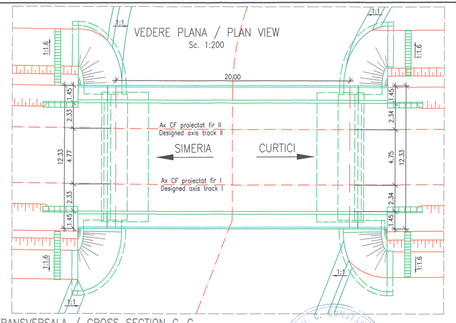

NOTA:
1. Prezentul plan s–a intocmit in baza urmatoarelor date:
– date culese pe teren;
– studiu topografic;
– studiu geotehnic;
– studiu hidraulic;
2. Pe traseul de cale ferata proiectat la km 542+775, se vor executa:
– suprastructura pasajului inferior va fi alcatuita dintr–un tablier cu grinzi metalice inglobate in beton (GMIB), cu deschiderea de 20.00m si cuva de balast;
– infrastructura va fi alcatuita din doua culee din beton armat fundate direct;
– sferturile de con se vor perea cu beton armat cu grosime de 15cm armat cu plasa sudata 100x100–8 pozat pe un pat de nisip de 10cm;
– parapet metalic de protectie montat pe pod si pe ziduriile intoarse ale culeelor;
– pereu din beton in aval si amonte pe o lungime de 10.00m, pe zona podului intre culee, asigurandu–se astfel o panta de scurgere de 0,60%;
– suprafetele de beton vizibile se vor impermeabiliza;
– scari de acces cu balustrade metalice pe terasament;
3. La executie se vor respecta cu strictete prevederile din:
– Codul de practica pentru executarea lucrarilor din beton, beton armat si beton precomprimat, indicativ NE 012;
– Codul de practica pentru executarea elementelor prefabricate din beton, beton armat si beton precomprimat, indicativ NE 013;
– Normativul pentru verificarea calitatii si receptio lucrarilor de constructii aferente, indicativ C56–85 (C56–2002)
– Caietul de sarcini.
4. Conform H.G. 766/1997 lucrarea se incadreaza in categoria "B" a constructiilor de importanta deosebita.
5. Proiectul va fi verificat de verificatori atestati MLPAT la exigentele A.4, B.2 si D.2.

NOTE:
1. This layout plan was prepared based on the following data:
– data collected on the site;
– topographic survey;
– geotechnical survey;
– hydraulic survey;
2. On the railway route designed at km 542+775, the following will be executed:
– the superstructure of the lower passage will be composed of one deck made up of metallic girders embedded in concrete (GMIB) with span of 20.00m and ballast vat;
– the infrastructure will be composed of two r.c. abutments directly grounded;
– the cone quarters will be pitched with 15cm thick r.c. reinforced with welded mesh 100x100–8 laid down on a 10cm thick sand layer;
– protection metallic guard roll mounted on the bridge and on the wing walls of the abutments;
– the 10.00m long downstream and upstream concrete pitching, on the bridge area between the abutments, ensuring a discharge slope of 0,60%;
– the visible concrete areas will be waterproofed;
– access stairs with metallic guardrails on the embankment;
3. During execution there will be strictly observed the provisions of:
– Practice code concerning execution of concrete, r.c. and pre–stressed concrete works, indicative NE 012;
– Practice code concerning execution of concrete, r.c. and pre–stressed concrete works, indicative NE 013;
– Normative for quality check and taking–over of the afferent construction works, indicative C56–85 (C56–2002;
– Technical Specifications.
4. According to H.G. no. 766/1997 the work pertains to category "B" of special importance constructions.
5. The design will be checked by MLPAT checkers certified for exigencies A.4, B.2 and D.2.

CONVOI DE CALCUL LM71
LOADING MODEL LM71

SECTIUNE TRANSVERSALA / CROSS SECTION C–C
Sc. 1:100

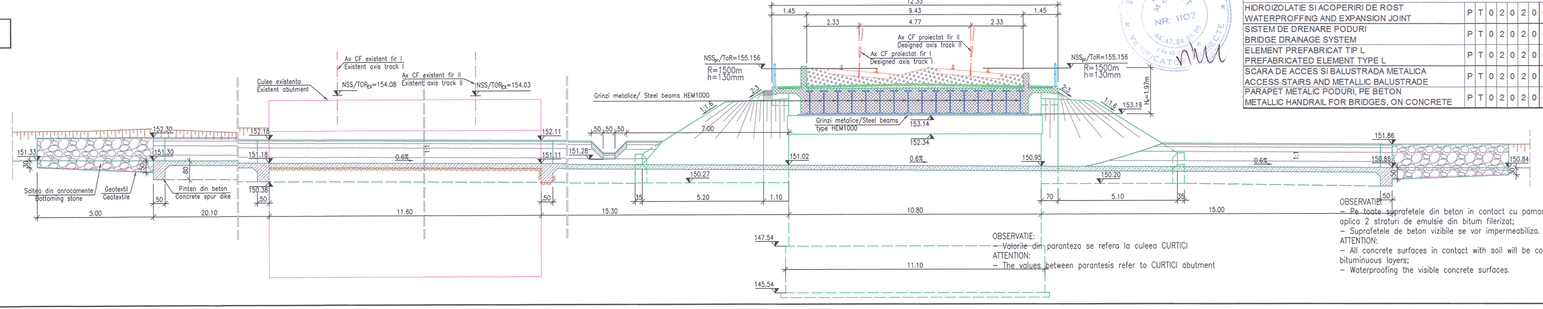

OBSERVATIE:
– Valorile din paranteze se refera la culeea CURTICI
ATTENTION:
– The values between parantesis refer to CURTICI abutment

OBSERVATIE:
– Pe toate suprafetele din beton in contact cu pamantul se vor aplica 2 straturi de emulsie din bitum filerizat;
– Suprafetele de beton vizibile se vor impermeabiliza.
ATTENTION:
– All concrete surfaces in contact with soil will be coated with 2 bituminous layers;
– Waterproofing the visible concrete surfaces.

PLANURI DETALII GENERALE / GENERAL DRAWNG DETAILS												
HIDROIZOLATIE SI ACOPERIRI DE ROST WATERPROFFING AND EXPANSION JOINT	P	T	0	2	0	2	0	0	P	0	1	9
SISTEM DE DRENARE PODURI BRIDGE DRAINAGE SYSTEM	P	T	0	2	0	2	0	0	P	0	2	0
ELEMENT PREFABRICAT TIP L PREFABRICATED ELEMENT TYPE L	P	T	0	2	0	2	0	0	P	0	2	1
SCARA DE ACCES SI BALUSTRADA METALICA ACCESS STAIRS AND METALLIC BALUSTRADE	P	T	0	2	0	2	0	0	P	0	2	2
PARAPET METALIC PODURI PE BETON METALLIC HANDRAIL FOR BRIDGES, ON CONCRETE	P	T	0	2	0	2	0	0	P	0	2	4

LEGENDA BETOANELOR/CONCRETE LEGEND
conform NE 012–1:2007/SR EN 206–1

- BETON C30/37 – Clasa de expunere XC3+XF1, agregate D_{max} 22
  DALA DE BETON/CONCRETE SLAB
- BETON C25/30 – Clasa de expunere XC2+XF1+XA1, agregate D_{max} 22.
  RADIER COLOANE, FUNDATII DIRECTE SI FUNDATII PROVIZORII/CAP PILES, DIRECT FOUNDATIONS AND TEMPORARY FOUNDATIONS
- BETON C25/30 – Clasa de expunere XC4+XF3, agregate D_{max} 22.
  ELEVATII INFRASTRUCTURA SI ZIDURI DE SPRIJIN
  INFRASTRUCTURE ELEVATIONS AND RETAINING WALLS
- BETON C25/30 – Clasa de expunere XC4+XF1+XM1, agregate D_{max} 16.
  SAPA DE PROTECTIE A HIDROIZOLATIEI SI PREDALE
  WATERPROOFING PROTECTION AND PRESLABS
- BETON C25/30 – Clasa de expunere XC4+XF3+XA1, agregate D_{max} 22.
  ARIPI, SFERT DE CON, PEREU SI SCARI DE ACCES
  WINGS, QUARTER CONE, PITCHING AND ACCESS STAIRS
- BETON C16/20 – Clasa de expunere X0+XF3, agregate D_{max} 16.
  DREN, BETON DE PANTA SI DE EGALIZARE
  DRAINAGE, SLOPE AND LEAN CONCRETE

RACANEL I. DOINA RADU
ROMANIA MLPAT Nr. 07230
A4, A2, B2, D2 VERIFICATOR TITLU DE PROIECT

Prezentul plan anuleaza si inlocuieste versiunea anterioara
This plan cancels and replaces previous version

Verificator / Expert Checker / Expert	Cerinta Requirement	Semnatura Signature	Referat / Expertiza Report / Expertise

European Investment Bank

MINISTERUL TRANSPORTURILOR

BENEFICIAR / BENEFICIARY :
COMPANIA NATIONALĂ DE CĂI FERATE "CFR" SA

PROIECTANT / DESIGNER: PÖYRY			Data Date	Semnatura Signature
Aprobat Approved	Sef de echipa Team leader	C. Teodorescu	01.2013	
Verificat Checked	Expert Cheie Key Expert	R. Tudorascu	01.2013	
Subcontractant / Subcontractor: VIOTOP				
Aprobat Approved	Adjunct Sef de echipa Deputy Team leader	A.M. Baicu	01.2013	
Proiectat Designed	Inginer Engineer	A. Popa	01.2013	

"Reabilitarea liniei c.f. Frontier à - Curtici - Simeria , parte componentă a coridorului IV Pan - European pentru circulația trenurilor cu viteză maximă de 160 km/h"
Tronsonul 2-B : cap Y Bărzava - cap Y Ilteu

"Rehabilitation of the Railway Line Border - Curtici - Simeria , component Part of the IV Pan - European Corridor for the Trains Circulation with maximum speed of 160 km/h"
Section 2-B : end Y Bărzava - end Y Ilteu

Project 9i 35311.1

Faza / Phase: PTH+CS / TD+TS

Denumire desen / Drawing name:
DISPOZITIE GENERALA / GENERAL LAYOUT
POD / BRIDGE km 542+775 pr. (546+493 ex.)

Scara / Scale	Revizia / Revision	Cod desen / Drawing Code	Nr / No
1:200,1:100	1 / 04.2013	PT.02.02.13.PO.01.03	03